

Advertisement sizes and specification sheet – you can supply your own artwork or we offer a full design service

## Supplying your own advertisements

If you are supplying your own advertisements, final artwork is preferred as a PDF file, X-1a:2001, [www.ppa.co.uk](http://www.ppa.co.uk) or equivalent high resolution press-ready file. Make sure that your files are supplied at the correct size for your booking, including bleed and crop marks. No spot colours can be used. No responsibility can be taken for incorrectly supplied files. We cannot accept Word, Powerpoint, Publisher, Corel Draw or QuarkXpress files as final artwork.

## Where to send

You can upload your files online at [www.landmarine.com](http://www.landmarine.com) or email to [ads@landmarine.com](mailto:ads@landmarine.com)  
For large file transfers of 300mb or more please use [www.wetransfer.com](http://www.wetransfer.com) or a similar service.

## Artwork files accepted

- ▶ PDF high resolution press-ready
- ▶ JPG and TIFF files at 300dpi at full size in CMYK
- ▶ Composite EPS files with fonts converted to outlines and transparency flattened at high resolution
- ▶ Other, please enquire

**Artwork disclaimer:** Land & Marine and its agents will not take any responsibility if any type or artwork exceeds the type area specified in this technical information and is trimmed away. Ensure that all page elements are placed at least 5mm inside the trim areas. For double page spreads all type must clear the inside edges by 7.5mm each side. Double image allowance is 3mm from each side of the centre binding. Please keep to our trim, bleed and type area specifications when preparing artwork. If supplied artwork does not match our specifications, we reserve the right to manipulate or reset the advert to fit. Large email attachments may not be accepted, please use a third party application such as [www.wetransfer.com](http://www.wetransfer.com) for this purpose. If specific colours are required please state a colour reference for our printers. All colours used in the document should be set to 'Process Separation'. All artwork supplied must have prior client approval and all copyright permissions must be verified.

## Production Schedule

Please ensure you submit your artwork early to enable Land & Marine to check your files and inform you in case of any inaccuracies. See our media pack for an accurate publication schedule, normally artwork is required no later than four weeks before magazine publication.

## Advertisement Design Service

Land & Marine provides a full design service upon request. Our studio has a team of qualified graphic designers experienced in producing eye-catching and professional advertisements. A proof of your advertisement is provided for your approval before publication.

Land & Marine Publications designs and produces a range of publications, websites and corporate brochures for travel and tourism industry clients in over 30 countries around the world.

## Do you have any questions?

If you have any questions regarding advertising our team would be happy to help, please contact us.

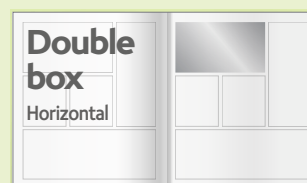
### Land & Marine Publications Ltd

1 Kings Court, Newcomen Way  
Severalls Business Park, Colchester  
Essex, CO4 9RA, United Kingdom

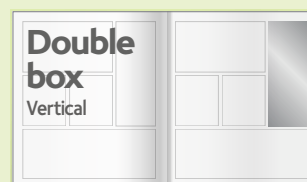
Tel: +44 (0)1206 752902  
Fax: +44 (0)1206 842958  
Email: [publishing@landmarine.com](mailto:publishing@landmarine.com)  
[www.landmarine.com](http://www.landmarine.com)

## Advertisement Dimensions


Please note: Classified adverts may appear on either left-hand or right-hand pages and not necessarily in the position shown.



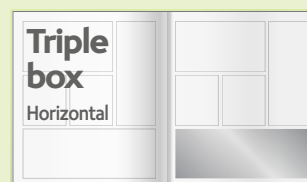
**Double Box Horizontal**  
81 mm tall x  
144mm wide



**Double Box Vertical**  
166mm tall x  
69mm wide



**Single Box**  
81 mm tall x  
69mm wide



**Triple Box Horizontal**  
91 mm tall x  
219mm wide

## Final Checklist

- File(s) are PDF, JPEG, TIFF or EPS
- Correct dimensions
- Crop marks on spreads and full pages
- 4mm bleed on spreads and full pages
- All colours and images are CMYK
- 300dpi images at 100% scale
- Fonts outlined or embedded
- Transparency flattened